

1 LITRE ELECTRICAL WATER BOILER

This water boiler allows you to warm up water or milk. The required boiling time may be extended (up to 40 minutes for 12V and 20 minutes for 24V) depending upon the power delivered by your car power supply.

IMPORTANT

- This device should be used by an adult. This is not a toy. Do not allow children around during operation (risk of burns).
- Do not operate the device while driving. Operate only on a flat surface.
- Do not immerse the device.
- Do not exceed the maximal capacity of the water tank.
- This device comes with an automatic safety feature to protect it against overheating when the water level is too low. If by accident, you operate the device without water, disconnect the power supply and let it cool down for 10 minutes. The automatic safety switch will then return to normal operation.
- Do not leave the car while the product is working.
- Never leave the product unattended.
- Make sure that the cigarette lighter plug is properly fitted into the socket in the car. Dust or bad contacts may lead to overheating of the plug. In such a case, unplug immediately and check that the connections between the plug and the socket. The cigarette lighter socket must be clean and hold the plug tight.

HOW TO USE

Before first use, wash the water tank with hot water and dish washing liquid. Rinse with water and allow to dry.

Set the main switch to « 0 » (off) and fill up the tank with water. The water level must stand between the « MIN » and « MAX » level marks engraved inside the tank. Use the necessary amount of water, making sure never to exceed the maximum level (« MAX »).

Make sure the device is stable and operating on a flat surface.

Connect the cigarette lighter plug into the vehicle power supply.

WARNING : THIS DEVICE IS AVAILABLE IN BOTH 12 AND 24 VOLTS VERSIONS. MAKE SURE YOU ARE USING THE RIGHT VOLTAGE AS PRINTED ON THE RATING LABEL.

Set the main switch to “1” (on).

When the water is boiling, the device will automatically stop. It will resume working when the water is cooling. This system will allow you to keep the water available at the right temperature.

To stop the device, set the main switch to « 0 » (off) and unplug the cigarette lighter plug.

Operating time (For informations purposes only)
Time to heat 1 to 5 cold water cups :

12V	10 – 40 min
24V	5 – 20 min

Cleaning

Always disconnect before cleaning. Clean the tank with water and dish washing liquid. The plastic body of the device can be cleaned with a soft cloth and a bit of water and soap.



Maintenance

In case of a problem or if the lead cable is damaged, bring the product to a qualified service center.

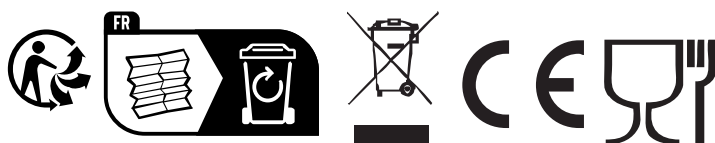
End of life disposal

When the device has reached the end of its useful live, do not dispose as unsorted municipal waste. Disposal of this product should be in accordance with local ordinances and regulations.

Specifications

Ref. 221472 (12V)		Ref. 221471 (24V)	
Model	: T-810	Model	: T-810
Voltage	: 12 V 	Voltage	: 24 V 
Power	: 170 W	Power	: 250 W

Fabriqu  en RPC - Import  par HTC - 10, Rue Jean Bourgois, Zone Artisanale, 59147 Gondecourt – France



V1.3 (02-23)